


Test Verification of Conformity

On the basis of the referenced test report(s), sample(s) of the below product have been found to comply with the harmonized standards and Directives listed on this verification at the time the tests were carried out. Other standards and Directives may be relevant to the product.

Once all product relevant  mark directives are verified in compliance, the manufacturer may indicate compliance by signing a Declaration of Conformity themselves and applying the mark to product identical to the test sample(s) if the product complies with all relevant CE mark Directives requirements.

Applicant Name & Address:

SHENZHEN GROWATT NEW ENERGY TECHNOLOGY CO., LTD
1st East & 3rd Floor of Building A, Building B, Jiayu Industrial Park,
#28, GuangHui Road, LongTeng Community, Shiyan Street, Baoan
District, Shenzhen, P.R.China

Product Description:
Ratings & Principle
Characteristics:

PV Grid inverter
See Annex to Test Verification of Conformity

Models:

Growatt 8000 TL3-S, Growatt 9000 TL3-S, Growatt 10000 TL3-S,
Growatt 11000 TL3-S

Brand Name:



Relevant Standards/
Specifications/ Directives

See Annex to Test Verification of Conformity

Verification Issuing Office:

Intertek Testing Services Shenzhen Ltd. Guangzhou Branch
Block E, No.7-2 Guang Dong Software Science Park, Caipin Road,
Guangzhou Science City, GETDD, Guangzhou, China

Date of Tests:

18 Nov., 2016 – 27 Feb., 2017

Test Report Number(s):


161118016GZU-001, 161118016GZU-002

Signature

Name: Grady Ye

Position: Assistant Manager

Date: 09 Mar, 2017



This Verification is for the exclusive use of Intertek's client and is provided pursuant to the agreement between Intertek and its Client. Intertek's responsibility and liability are limited to the terms and conditions of the agreement. Intertek assumes no liability to any party, other than to the Client in accordance with the agreement, for any loss, expense or damage occasioned by the use of this Verification. Only the Client is authorized to permit copying or distribution of this Verification. Any use of the Intertek name or one of its marks for the sale or advertisement of the tested material, product or service must first be approved in writing by Intertek. The observations and test/inspection results referenced in this Verification are relevant only to the sample tested/inspected. This Verification by itself does not imply that the material, product, or service is or has ever been under an Intertek certification program.



Intertek Legal Entity: Intertek Testing Service Shenzhen Ltd. Guangzhou Branch
 Block E, No.7-2 Guang Dong Software Science Park, Caipin Road, Guangzhou
 Science City, GETDD, Guangzhou, China
 Tel: (86) 20 82139688 Fax: (86) 20 32057538

Annex to Test Verification of Conformity

This is an Annex to Test Verification of Conformity with Verification/Report Number(s): 160420070GZU-001, 161118016GZU-001, 161118016GZU-002. The issuing office is Intertek Testing Services Shenzhen Ltd. Guangzhou Branch
 (Address: Block E, No.7-2 Guang Dong Software Science Park, Caipin Road, Guangzhou Science City, GETDD, Guangzhou, China).

Ratings & Principle Characteristics:

For all models: Ambient Temperature: -25°C - +60°C, IP65, Class I
 AC output rating: Nominal Output Voltage: 3W/N/PE 230Vac/400Vac;
 Nominal Frequency: 50Hz; Power Factor:0.8 Leading – 0.8 Lagging


For model: Growatt 8000 TL3-S
 DC input:
 Max. PV Voltage: 1000Vdc; DC Voltage Range: 160-1000Vdc; MPPT
 Voltage Range: 360-850Vdc; PV Isc: 16A/16A
 AC output:
 Max. Apparent Power: 8.8kVA; Max Output Current: 3*13.3A;

For model: Growatt 9000 TL3-S
 DC input:
 Max. PV Voltage: 1000Vdc; DC Voltage Range: 160-1000Vdc; MPPT
 Voltage Range: 400-850Vdc; PV Isc: 16A/16A
 AC output:
 Max. Apparent Power: 9.9kVA; Max Output Current: 3*15A;

For model: Growatt 10000 TL3-S
 DC input:
 Max. PV Voltage: 1000Vdc; DC Voltage Range: 160-1000Vdc; MPPT
 Voltage Range: 450-850Vdc; PV Isc: 16A/16A
 AC output:
 Max. Apparent Power: 11kVA; Max Output Current: 3*16.7A;

For model: Growatt 11000 TL3-S
 DC input:
 Max. PV Voltage: 1000Vdc; DC Voltage Range: 160-1000Vdc; MPPT
 Voltage Range: 450-850Vdc; PV Isc: 16A/16A
 AC output:
 Max. Apparent Power: 12.1kVA; Max Output Current: 3*18.3A;

Signature
 Name: Grady Ye
 Position: Assistant Manager
 Date: 09 Mar, 2017



This Verification is for the exclusive use of Intertek's client and is provided pursuant to the agreement between Intertek and its Client. Intertek's responsibility and liability are limited to the terms and conditions of the agreement. Intertek assumes no liability to any party, other than to the Client in accordance with the agreement, for any loss, expense or damage occasioned by the use of this Verification. Only the Client is authorized to permit copying or distribution of this Verification. Any use of the Intertek name or one of its marks for the sale or advertisement of the tested material, product or service must first be approved in writing by Intertek. The observations and test/inspection results referenced in this Verification are relevant only to the sample tested/inspected. This Verification by itself does not imply that the material, product, or service is or has ever been under an Intertek certification program.

Annex to Test Verification of Conformity

This is an Annex to Test Verification of Conformity with Verification/Report Number(s):
161118016GZU-001, 161118016GZU-002. the issuing office is Intertek Testing Services Shenzhen Ltd. Guangzhou
Branch
(Address: Block E, No.7-2 Guang Dong Software Science Park, Caipin Road, Guangzhou Science City, GETDD,
Guangzhou, China).

Relevant Standards:

IEC/EN 62109-1: 2010 Safety of power converters for use in photovoltaic power systems – Part 1: General requirements
IEC/EN 62109-2: 2011 Safety of power converters for use in photovoltaic power systems – Part 2: Particular requirements for inverters
Low Voltage Directive 2014/35/EU


Signature

Name: Grady Ye
Position: Assistant Manager
Date: 09 Mar, 2017



This Verification is for the exclusive use of Intertek's client and is provided pursuant to the agreement between Intertek and its Client. Intertek's responsibility and liability are limited to the terms and conditions of the agreement. Intertek assumes no liability to any party, other than to the Client in accordance with the agreement, for any loss, expense or damage occasioned by the use of this Verification. Only the Client is authorized to permit copying or distribution of this Verification. Any use of the Intertek name or one of its marks for the sale or advertisement of the tested material, product or service must first be approved in writing by Intertek. The observations and test/inspection results referenced in this Verification are relevant only to the sample tested/inspected. This Verification by itself does not imply that the material, product, or service is or has ever been under an Intertek certification program.